

# ***TOWN OF WEST SPRINGFIELD*** ***DEPARTMENT OF PUBLIC WORKS***

## **POLICY FOR DRIVEWAYS AND CURB CUTS**

The following are the West Springfield Department of Public Work's criteria for construction, reconstruction, resurfacing and/or alterations of driveways and curb-cuts within the Town layout.

### **Permit Requirement**

A "PERMIT TO OCCUPY STREETS" shall be obtained from the Department of Public Works for any work to be performed within the public way and/or if any equipment will be occupying the public way.

### **Residential Driveway Location**

All new residential driveways shall be located to provide adequate stopping sight distance along all approaches to the roadway it intersects. Attached are the Residential Driveway Stopping Sight Distance Requirements.

### **Driveway Locations for Land Uses other than Residential**

All new driveways for land uses other than residential shall be located to provide adequate stopping sight distance along all approaches to the roadway it intersects. Intersection sight distance may also be required by if deemed necessary by the Department of Public Works. If required, then sight distance requirements set forth in the current subdivision regulations must be attained.

### **Number of Driveways Per Parcel**

A maximum of two driveways are allowed per parcel.

### **Driveway Separation**

There shall be a minimum distance of 30 feet between driveways. Driveways near intersections must have a minimum corner clearance of 40 feet.

### **Driveway and Curb Cut Width Standards**

*Single-Family Residential* land uses without a garage or with a one car garage may have a maximum driveway width of 15 feet within the Town layout. A single-family residential land use with a double car garage can have a maximum driveway width of 24 feet within the Town layout.

# ***TOWN OF WEST SPRINGFIELD DEPARTMENT OF PUBLIC WORKS***

## **POLICY FOR DRIVEWAYS AND CURB CUTS**

### **Driveway and Curb Cut Width Standards (continued)**

*Multi-Family Homes* can have a maximum driveway width of 24 feet within the Town layout.

*Land uses other than residential* can have a maximum driveway width of 24 feet within the Town layout. A 30 foot width opening at back of walk or street line measured at right angles to the flow of traffic may be granted by the Director of Public Works. A written request to the Director of Public Works must be provided documenting reasons why a width more than 24 feet is needed.

### **Curb Returns**

In locations where curbing exists along the intersecting roadway, 2 foot curb returns shall be provided. These two-foot curb returns are in addition to the maximum widths stated above.

### **Sidewalks**

If sidewalks are damaged during any work to a curb cut and/or driveway, then the sidewalk shall be replaced to Town standards at the expense of the contractor. Existing sidewalks crossing a new driveway shall be replaced with reinforced concrete sidewalks to specifications set forth by the Department of Public Works. Depressed sidewalks are not permitted.

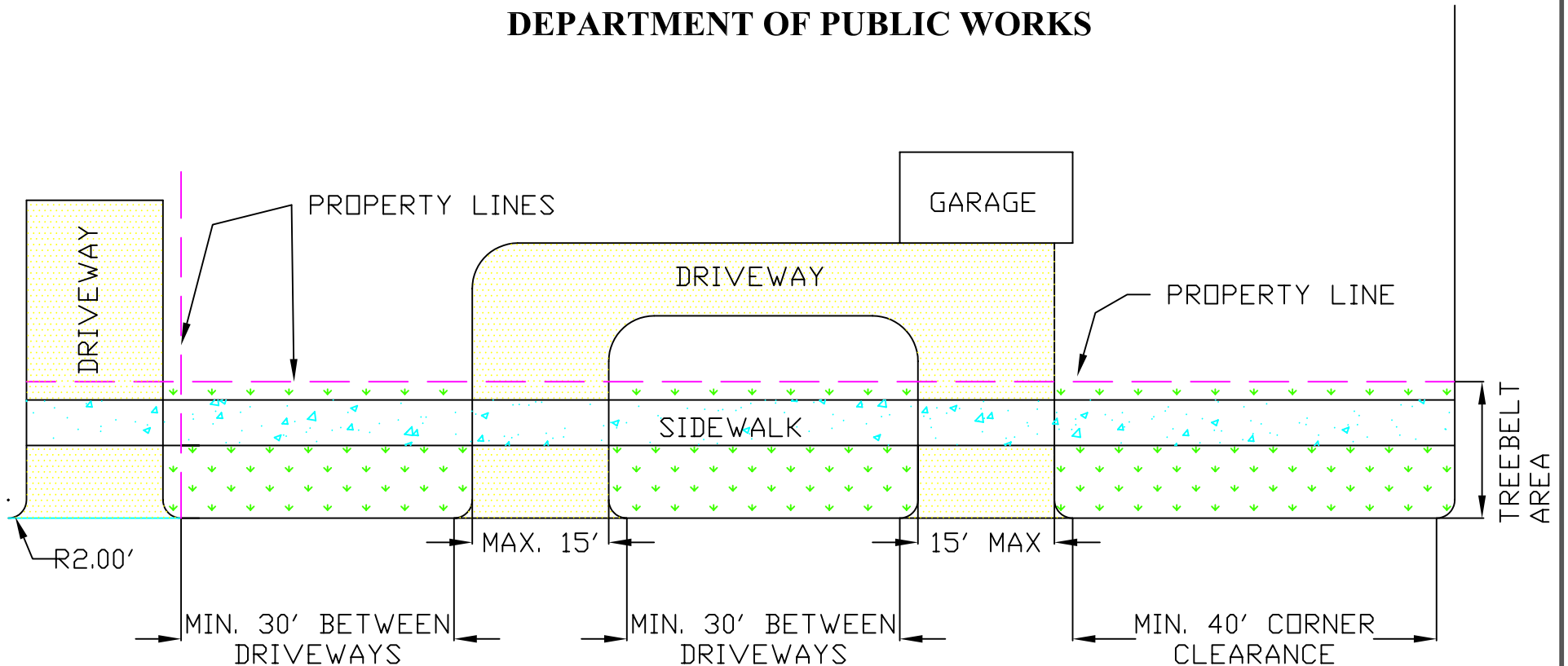
### **Drainage**

Any construction, reconstruction, resurfacing and/or alterations of driveways and curb-cuts shall not impose any storm water runoff problems to the public way. If a drainage problem exists at an existing driveway that is being worked on, then it shall be corrected. The method of improvement must be approved by the Department of Public Works.

### **Police Protection**

Police officers for traffic control will be required whenever traffic must be diverted into the lane or lanes of opposing traffic on the street or highway, to control access and/or egress for an existing driveway being worked on or as deemed necessary by the West Springfield Police Department or the Department of Public Works. This must be coordinated with the West Springfield Police Department in advance of the proposed work.

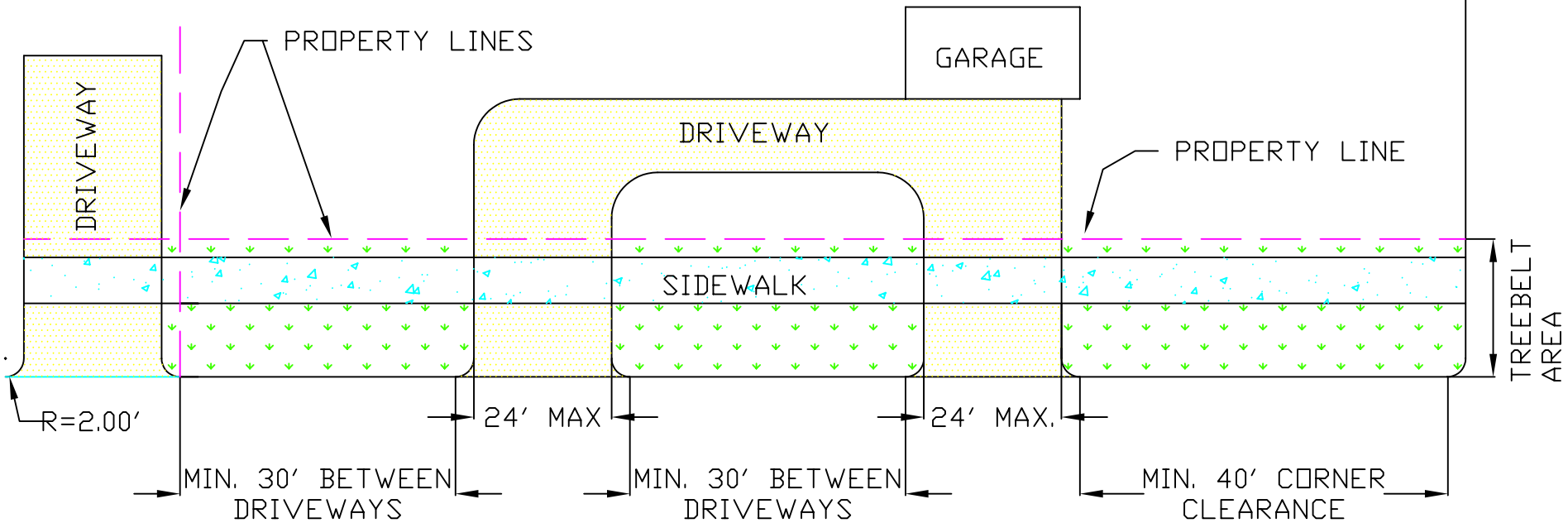
**TOWN OF WEST SPRINGFIELD  
DEPARTMENT OF PUBLIC WORKS**



**DRIVEWAY STANDARDS  
(SINGLE FAMILY HOMES WITH NO GARAGE OR ONE CAR GARAGES)**

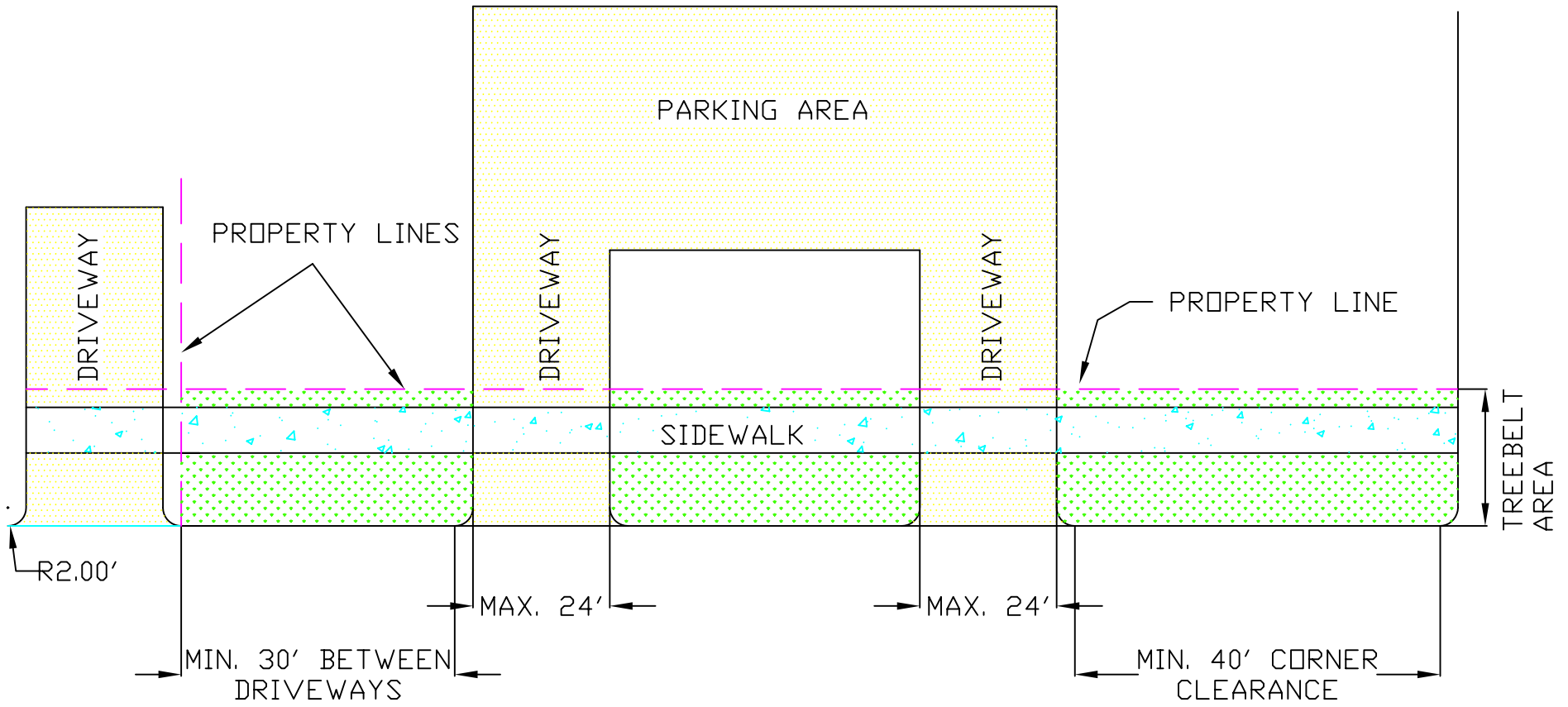
NOT TO SCALE

**TOWN OF WEST SPRINGFIELD  
DEPARTMENT OF PUBLIC WORKS**



**DRIVEWAY STANDARDS  
(MULTI-FAMILY HOMES AND TWO CAR GARAGES)  
NOT TO SCALE**

**TOWN OF WEST SPRINGFIELD  
DEPARTMENT OF PUBLIC WORKS**



**DRIVEWAY STANDARDS  
(LAND USES OTHER THAN RESIDENTIAL)**

NOT TO SCALE

# **RESIDENTIAL DRIVEWAYS STOPPING SIGHT DISTANCE (SSD) REQUIREMENTS**

**LOCATION:** Residential driveways shall be positioned to provide adequate stopping sight distance along all approaches on the roadway it intersects. Documentation must be submitted to the Department of Public Works (DPW) for review and approval documenting adequate sight distance for the proposed driveway. The attached Table A presents the SSD minimum requirements.

**GRADE :** If the grade of the roadway differs from what is presented in the sight distance table then the sight distance shall be calculated by the project proponent using methodology in the most current edition of the AASHTO "A Policy on the Geometric Design of Highways and Streets" and shall be used as the **minimum**.

**SPEED :** Speed used shall be the legal and enforceable posted speed limit in project area. If the legal and enforceable speed limit is not posted, a posted speed of no less than 30 MPH may be assumed.

**PROPERTY:** The line of sight shall not cross over another parcel or another persons property unless a sight distance easement acceptable to the Department of Public Works is obtained.

**PERMIT:** A Permit to Occupy Streets is required for driveway construction within the public way, and/or if any construction equipment/activities will be on Town property. A completed application shall be submitted to the the Department of Public Works. Upon approval, a permit will be issued.

**DRIVEWAY WIDTH STANDARDS:** Single-Family Residential land uses can have a maximum driveway width of 15 feet. A 24 foot maximum width applies to driveways serving multi-family homes and residences with double garages.

## TABLE A

### STOPPING SIGHT DISTANCE REQUIREMENTS \* RESIDENTIAL DRIVEWAYS

<u>Speed</u>	<u>0.0 % Grade</u>	<u>3.0 % Grade</u>	<u>6.0 % Grade</u>	<u>9.0 % Grade</u>
20 MPH	115 '	116 '	120 '	126 '
25 MPH	155 '	158 '	165 '	173 '
30 MPH	200 '	205 '	215 '	227 '
35 MPH	250 '	257 '	271 '	287 '
40 MPH	305 '	315 '	333 '	354 '
45 MPH	360 '	378 '	400 '	427 '
50 MPH	425 '	446 '	474 '	507 '
55 MPH	495 '	520 '	553 '	593 '
60 MPH	570 '	598 '	638 '	686 '

\* Values for sight distance were taken for the American Association of State Highway and Transportation Officials (AASHTO) "Policy on Geometric Design of Highways and Streets" Fourth Edition, 2001. This criteria will be revised as necessary to conform to the latest edition of the AASHTO "Policy on Geometric Design of Highways and Streets"